

# SSMLCD

## MODULAR LOUVERED CEILING DIFFUSER

### STANDARD CONSTRUCTION

- 304 Stainless Steel

### ORDER SIZE (Duct Opening Size)

W: \_\_\_\_\_ x H: \_\_\_\_\_

### MOUNTING OPTIONS

- Surface Mount
- Lay-In

### FEATURE OPTIONS

- No Countersunk Screw Holes  
(Surface Mount Only)

### INLET/OUTLET OPTIONS

- Round - Size: \_\_\_\_\_
- Square - Size: \_\_\_\_\_
  - Flanged
- Rectangle - Size: \_\_\_\_\_
  - Flanged

### MATERIAL OPTIONS

- 316 Stainless Steel

### FINISH OPTIONS

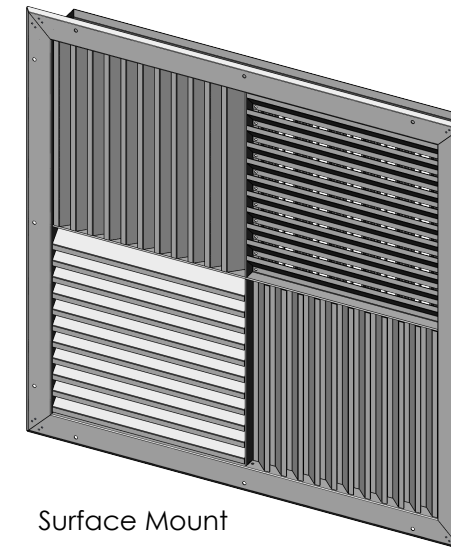
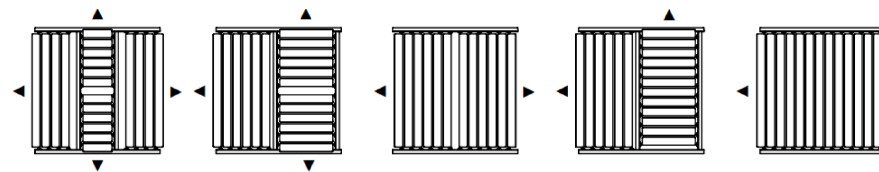
- Polished
- White Antimicrobial Powder Coat
- Other: \_\_\_\_\_

### DAMPER OPTIONS

- S-44 - Opposed Blade Damper

### AIRFLOW PATTERNS

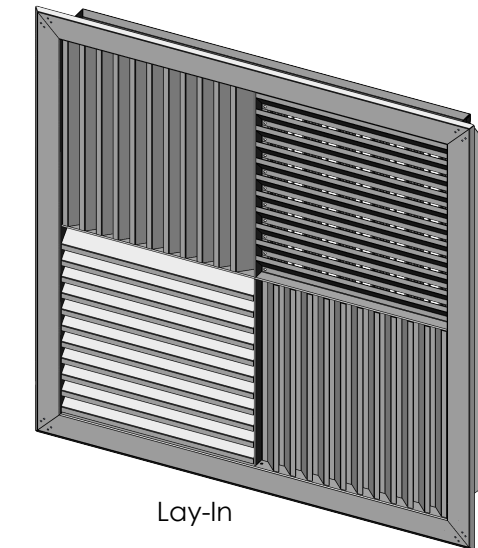
- 4-Way
- 3-Way
- 2-Way Opposite
- 2-Way Corner
- 1-Way



Surface Mount

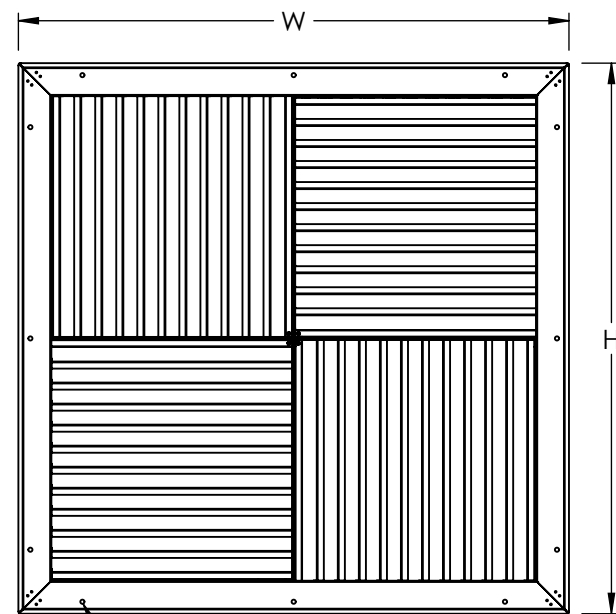


AJ MANUFACTURING CO. INC.  
8701 ELMWOOD AVE #400, KANSAS CITY, MO 64132  
PH: 816.231.5522 / WWW.AJMFG.COM



Lay-In

MOUNTING STYLE	NOMINAL SIZE	OVERALL WIDTH (W)	OVERALL HEIGHT (H)	NECK WIDTH (NW)	NECK HEIGHT (NH)
Surface Mount	12 x 12	13.81	13.81	11.75	11.75
	24 x 24	25.81	25.81	23.75	23.75
	Other	Nominal + 1.81	Nominal + 1.81	Nominal - 0.25	Nominal - 0.25
Lay-In	12 x 12	11.81	11.81	10.00	10.00
	24 x 24	23.81	23.81	22.00	22.00
	Other	Nominal - 0.19	Nominal - 0.19	Nominal - 2.00	Nominal - 2.00



Countersunk Screw Holes (Typ)

