


SSCLCD STAINLESS STEEL

Price File: Model SSCLCD

Concentric Louvered Ceiling Diffuser

Our Model SSCLCD Ceiling Diffuser is available in multiple throw patterns and can be built to any opening size for surface or lay-in mounting.



Factory Standards

- Build to any size opening, odd, even or fractional.
- 20 ga. type 304 Stainless Steel, satin finish.
- Surface mount countersunk screwholes.
- Lay-in, no screwholes.
- #6 x 1-1/4" Stainless Steel sheetmetal screws.

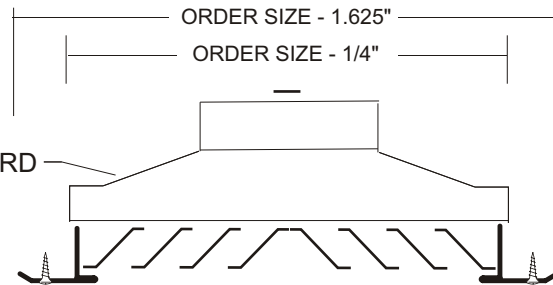
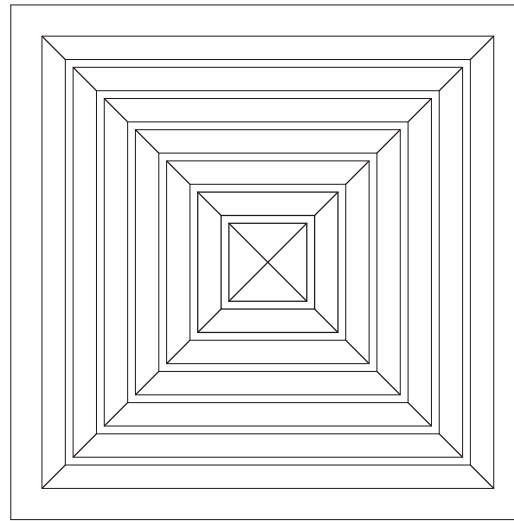
Factory Options (extra charge)

- Type 316 stainless.
- S-44 Opposed BladeDamper.
- SQ To RD stainless transition
- S.S. Hinge on 4 sides for adjustable throw.
- S.S. lay-in panel.

Minimum W x H	Maximum W x H
9" x 9"	48" x 24"

U.S. Units to Metric Conversion

INCHES x (25.4) = MILLIMETERS



Optional SQ to RD Transition

THROW PATTERNS

4-Way

3-Way

2 Way Opposite

2 Way Corner

One Way

CUSTOMER ORDER NO. --							
PROJECT --							
ARCHITECT --							
CUSTOMER --							
QTY	LAY-IN T-BAR OR SURFACE MOUNT	THROW PATTERN	NECK SIZE W X H	LAY IN T-BAR SIZE	DAMPER (Y/N)	STAINLESS 304 OR 316	TAG