



## Linear Bar Grille

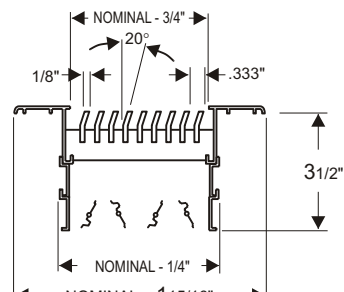
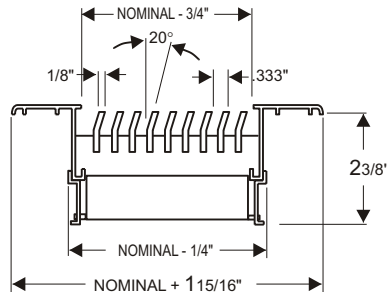
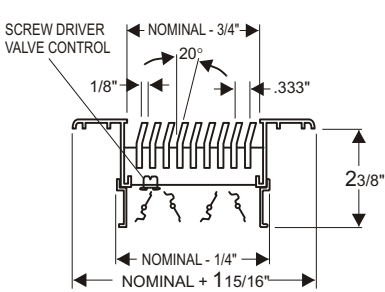
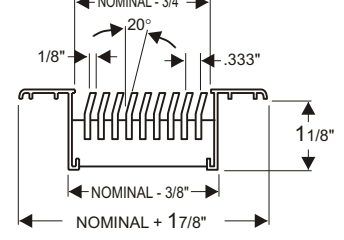
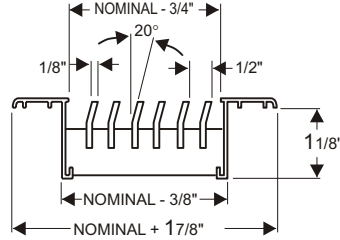
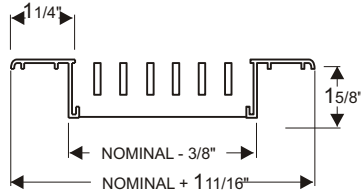
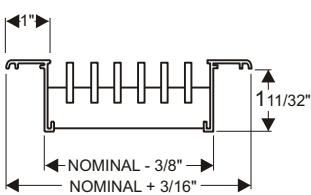


- ☑ All extruded .065 T6 extruded aluminum construction
- ☑ LF floor application
- ☑ LS sill application
- ☑ LSW sidewall application with countersunk screw holes
- ☑ Reinforced with pressure lock honeycomb construction to withstand heavy foot traffic
- ☑ Available in 1/3" pencilproof and 1/2" spacing
- ☑ Available in lengths of 144" in one piece
- ☑ Core blades run parallel to longest dimension
- ☑ Finish Standard: F Satin Anodized
- ☑ Finishes Optional: A Soft White  
B Driftwood Tan  
C \*Colors  
H Bronze Anodized

### Optional:

- ☑ Recessed hand or screwdriver operated opposed blade damper to control air volume for positive balance of system
- ☑ All extruded aluminum air deflection grid for individually adjustable curved blade deflection
- ☑ Mitered corners, radius and special shapes
- ☑ LFGYM gym grade, welded blades, frame & extra blade supports
- ☑ Access doors
- ☑ Core only
- ☑ Butt joints for continuous look
- ☑ Fractional, I.D. and O.D. sizes available
- ☑ Frame widths (e.g. LFX 1/2 20° O):

Standard 1-11/32"  
 Option X 1-1/4"  
 Option Y 1" } see drawings on page 66C



CUSTOMER ORDER NO. --		
JOB --		
ARCHITECT --		
CUSTOMER --		
QTY	ORDER SIZE (W x H)	TAG