


250 Lay-In STAINLESS STEEL

Lay-In Frame for hard ceiling installations



250 Lay-In Frame was designed for plaster and other hard ceilings to create a lay-in installation. Our 250 Lay-In frame will accept any of our grille combinations ordered without screwholes.

250 LAY-IN FRAME ORDER INSTRUCTIONS

GRILLE MODELS:

150, 250, 550, SSG, SSEC, SSLBG, SSPERF, SSMCD, SSMLCD, SSCB, SSDL, SSCLCD, SSDG,

GRILLE ORDER SIZE + 2.187" = 250 LAY-IN ORDER SIZE

GRILLE MODELS:

SSHFG & SSFG
GRILLE ORDER SIZE + 3.312" = 250 LAY-IN ORDER SIZE

GRILLE MODELS:

SSPLT, FRD, HRDP, SSHEMI, SSLF, SSLFHD,
GRILLE ORDER SIZE + .312" = 250 LAY-IN ORDER SIZE

GRILLE MODELS:

SSEPD
GRILLE ORDER SIZE + .562" = 250 LAY-IN ORDER SIZE

Factory Standards

- Type 304 stainless.
- #6 x 1 1/4" stainless sheet metal screws.
- #4 satin polished finish.

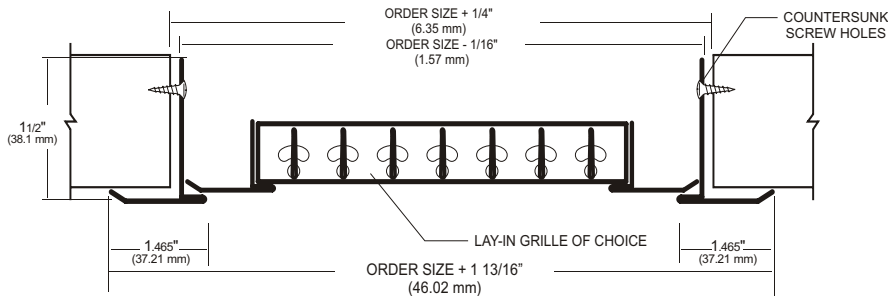
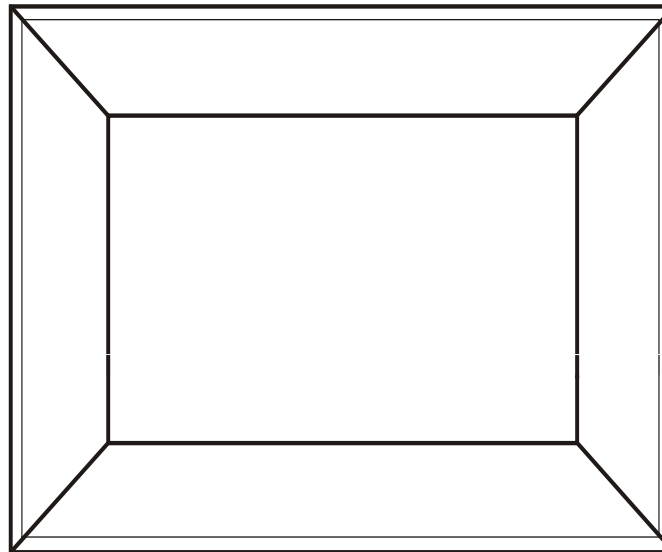
Factory Options (extra charge)

- Type 316 stainless, satin finish.
- Painted finish.
- Countersunk mounting

Minimum W x H	Maximum W x H
4" x 4"	48" x 48"

U.S. Units to Metric Conversion

INCHES x (25.4) = MILLIMETERS



CUSTOMER ORDER NO. --				
JOB --				
ARCHITECT --				
CUSTOMER --				
QTY	ORDER SIZE (W x H)	DAMPER (Y/N)	TAG	304 OR 316